




booking a class


Use the Parkpoint app to **book a class** (virtual, outdoors at the club, or inside the club).

DOWNLOAD THE APP

Download the Parkpoint app from your app store.



iPhone/iPad



Android

VIEW CLASSES


Tap the "classes" icon at the bottom left corner to view the class schedule options:



LOG IN

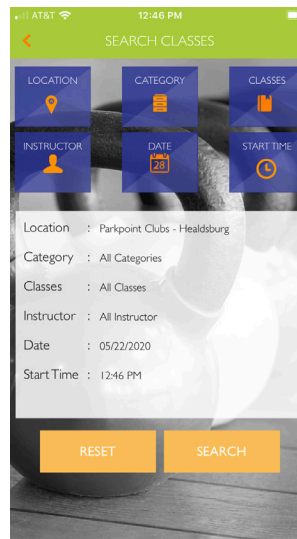
If you do not have a username & password or have forgotten them, please contact the membership department at your home club & we will help you out.

Once you have logged in, your home screen will appear. (NOTE: When arriving at the club, you may **scan the barcode on your home page for contact-free club check in.**)



APPLY FILTERS

To search for classes at another location or on a certain date, tap the "filter" icon at the top right corner, which opens the "Search Classes" screen:



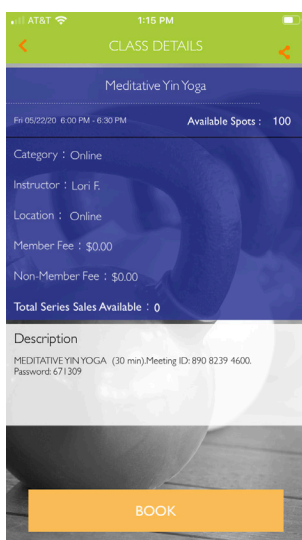
Select whichever filter you would like to apply, which will open another screen once you make your selection. Select "apply" or "cancel." Then tap "search" & your search results will appear.



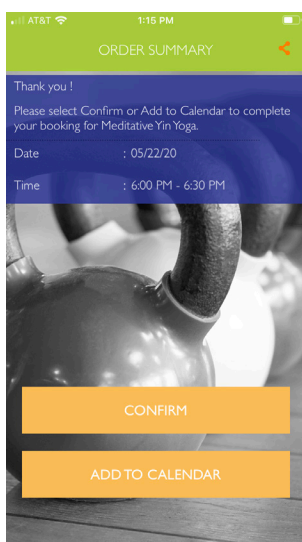
booking a class

BOOK A CLASS

Find & select the class you would like to sign up/register for. This will open the booking screen:




The booking screen will display the reservation details, such as class description, instructor, location, spots available, etc. For online (virtual) classes, the **description is important**, as it contains the **Zoom meeting ID & password**. (At the time of class, enter the meeting ID and password into the Join Meeting option in your Zoom app.) To book the class, select "book" at the bottom of the screen. This will open another screen to confirm:



IMPORTANT! Please make sure to SELECT CONFIRM, otherwise you will not be signed up! You will receive a confirmation email.

VIEW YOUR CLASS RESERVATIONS

Your app home screen will list your class reservations:



BOOK CLASSES EARLY

You may sign up for classes **up to 72 hours in advance**, but not earlier.

CANCEL A CLASS RESERVATION

If you decide to cancel the class reservation you signed up for, then just tap on the class from your home screen and select "cancel" at the bottom.

